

LED DOWNLIGHT

RDL60COB



Technical data

<i>Rated voltage:</i>	230V/ 50-60Hz
<i>Power:</i>	20W; 30W; 35W;
<i>Power supply:</i>	Control gear; DC device- driver
<i>Colour temperature:</i>	4000-4300K; 2700-3000K
<i>LED type:</i>	COB
<i>LED source:</i>	Epistar Taiwan
<i>Colour:</i>	White
<i>Body:</i>	Aluminium
<i>Diffuser:</i>	Glass
<i>Beam angle:</i>	60°
<i>Colour rendering index:</i>	Ra≥80
<i>Switch on/off:</i>	>20 000
<i>Long life:</i>	30 000h
<i>Power factor:</i>	λ>0.9
<i>Starting time:</i>	<0.5s
<i>Protection against dust and moisture:</i>	IP44

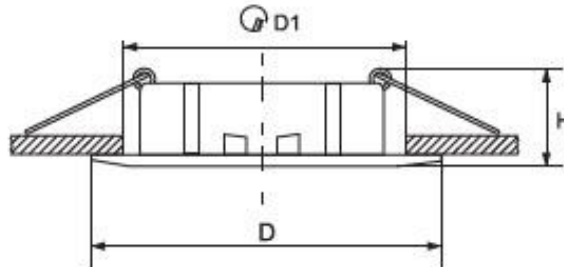
Features

- *Energy-saving fixture in replacement of fluorescent downlights*
- *Safety, low voltage operation*
- *Installation in suspended ceilings*
- *Pleasant and uniform light distribution*
- *Low power consumption*
- *Repeated switch on/off does not affect the lifespan*
- *Instant light with maximum luminous flux*
- *Environmentally friendly - no mercury and lead*
- *No ultraviolet and infrared rays*
- *Resistant to shock and vibration-free body*
- *Low heat emission*
- *Compact size*

Area of application

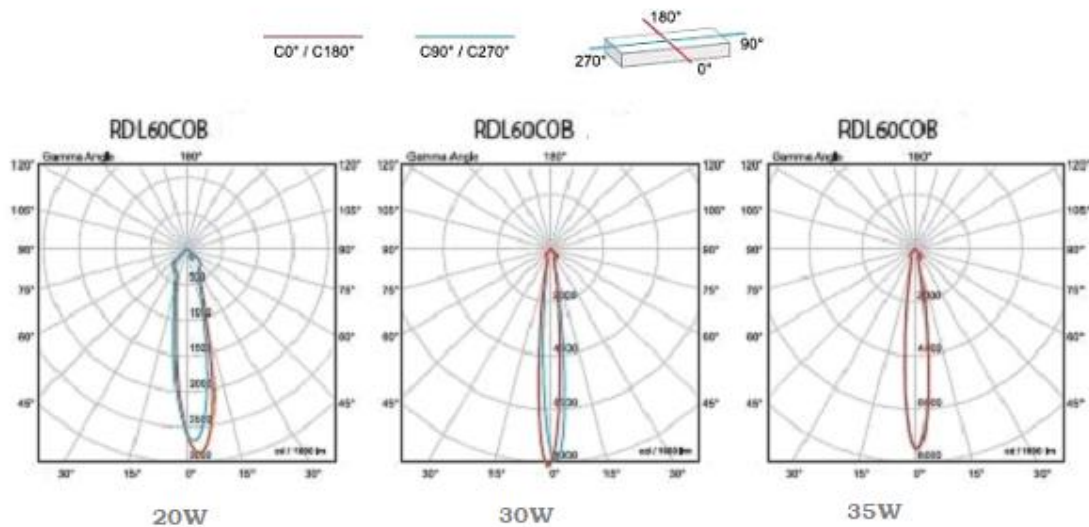
- *Commercial buildings*
- *Administrative buildings*
- *Residential buildings*
- *Banks*
- *Hospitals*
- *Schools*
- *Entertainment and leisure spots*

Variants and Dimensions

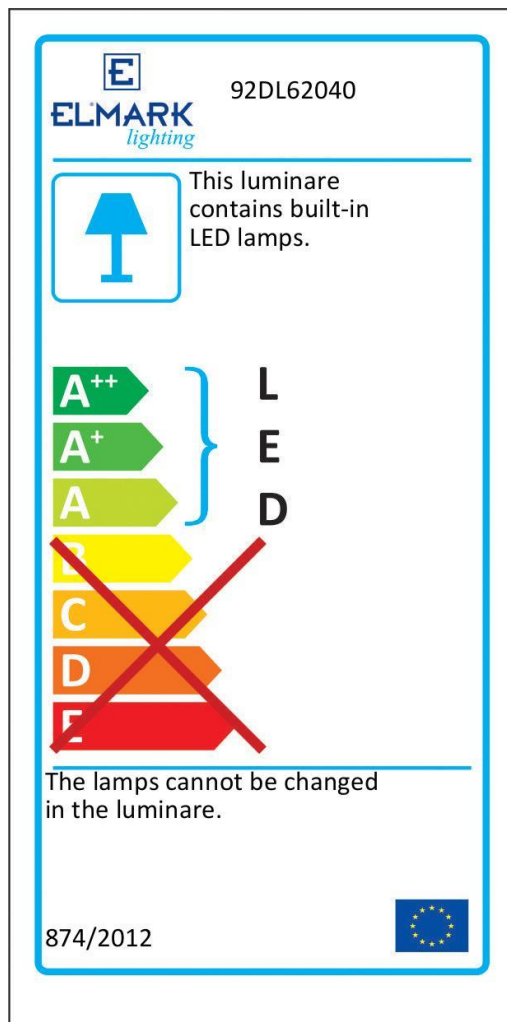


Watt	Whole fixture lumens	Colour temp.	Colour body	Size			Catalogue number
(W)	(lm)	(K)		Diameter	Height	Diameter1	
20	1600	4000-4300	White	140	77	120	92DL62040
20	1600	2700-3000	White	140	77	120	92DL62027
30	2400	4000-4300	White	160	110	140	92DL63040
30	2400	2700-3000	White	160	110	140	92DL63027
35	2800	4000-4300	White	160	110	140	92DL64040
35	2800	2700-3000	White	160	110	140	92DL64027

Luminous distribution curves



Energy efficiency



Standards

- EN 55015 • EN 61000-3-2 • EN 61000-3-3 • EN 61547 • EN 60598-1 • EN 60598-2-2 • EN 61347-1 • EN 61347-2-13 • EN 13032-4 •

